

Certified Public Accountants
Business & Financial Advisors



insero&co



The Time is Now:

10 Ways to Automate Your Accounting

Housekeeping

- This session is being recorded.
- Slides and recording will be sent to you after the session concludes.
- In the event of technical difficulties, please bear with us!
- If you have a question, please use the Q&A button at the bottom of your screen, and we will be taking breaks periodically to answer your questions.

You are viewing Success Onboardin... 's screen View Options

Zoom Video Conferencing was Named a 2018 Gartner Peer Insights Customer's Choice for Meeting Solutions

Enter your work email

Gartner Zoom received a 4.69 out of 5 overall customer rating

[Read the Report](#)

Audio Settings Chat Raise Hand Q&A Leave Meeting

Q&A

You asked: 19:41
Type your questions and comments here!

Please input your question

Send Anonymously Send

Figure 1. Gartner Peer Insights "Voice of the Customer" Meeting Solutions Overall Ratings

Gartner Peer Insights "Voice of the Customer" Meeting Solutions Overall Ratings
As of January 31, 2018

Eligible Vendors	Gartner Peer Insights Customers' Choice	Gartner Magic Quadrant Position	Number of Reviews	Overall Customer Rating
Zoom Video Communications	customer's choice 2018	Leader	n=686	4.69
Highfive Technologies			n=30	4.40
Lifesize			n=30	4.40
LogMeIn	customer's choice 2018	Challenger	n=163	4.36
Teamviewer			n=42	4.33
BlueJeans Network	customer's choice 2018	Visionary	n=57	4.32
Google	customer's choice 2018	Challenger	n=131	4.27
Cisco	customer's choice 2018	Leader	n=380	4.21
Microsoft		Leader	n=293	4.16
Adobe		Challenger	n=72	4.14

Notes: Vendors with greater than 25 reviews on Gartner Peer Insights in the past one year as of January 31, 2018 are considered eligible vendors. Gartner Peer Insights Customers' Choice announced on February 13, 2018. Gartner Magic Quadrant for Meeting Solutions published on September 18, 2017. Number of reviews and ratings as of January 31, 2018. ©2018 Gartner Inc. All rights reserved.

Source: Gartner Peer Insights (January 31, 2018)

Mean overall rating for eligible vendors in this specific market: 4.33



Disclaimer

These materials were prepared solely for the purpose of general education. They are distributed with the understanding that Insero & Co. CPAs, LLP and its Partners and employees are not engaged in rendering legal, accounting, or other professional service as part of this presentation. Statements and opinions are those of the presenters or participants only. This presentation may be recorded and published without further notice.

The information contained herein is general in nature and based on authorities that are subject to change. Insero & Co. CPAs, LLP guarantees neither the accuracy nor completeness of any information and is not responsible for any errors or omission, or for results obtained by others as a result of reliance upon such information. Insero & Co. CPAs, LLP assumes no obligation to inform the reader of any changes in laws or other factors that could affect information contained herein. This publication does not, and is not intended to, provide legal, tax or accounting advice, and readers should consult their advisors concerning the application of laws to their particular situation.



Presented By

Emily Hill, CPA

Supervisor

Insero & Co. CPAs, LLP

Why Automate Now?



Streamline processes



Reduce errors



Make working remotely more efficient




More timely close

Shift Your Focus

Historical Focus

Future Focus



1. Streamline AR Process

Tips:

- Send invoices by email
- Schedule statements to be emailed to past due customers
- Establish a means to receive payments from customers electronically

Benefits:

- Eliminate the need to be onsite to process checks and establish a means to get invoices in your customers hands virtually real time and get paid quicker




2. Streamline AP Processes

Tips:

- Tools such as Bill.com or other third party payment solutions
- Pay vendors through ACH

Benefits:

- Elimination of paper, remote processing, electronic audit trail, integration with accounting software, eliminating manual entry, check writing, mailing etc.



3. Automate Bank Reconciliations



Tip:

- Upload bank statement to automate reconciliation

Benefits:

- Saves time, less room for error, more accurate cash balance if done multiple times a month, faster close process, less time spent at month end

4. Automate Payroll Entries

Tips:

- Configure your weekly, bi-weekly payroll entries to automatically post to your GL
- Upload CSV for Payroll that cannot be directly linked

Benefits:

- Reduced errors, reduced time, increased confidentiality of sensitive payroll data

5. Upload Credit Card Activity

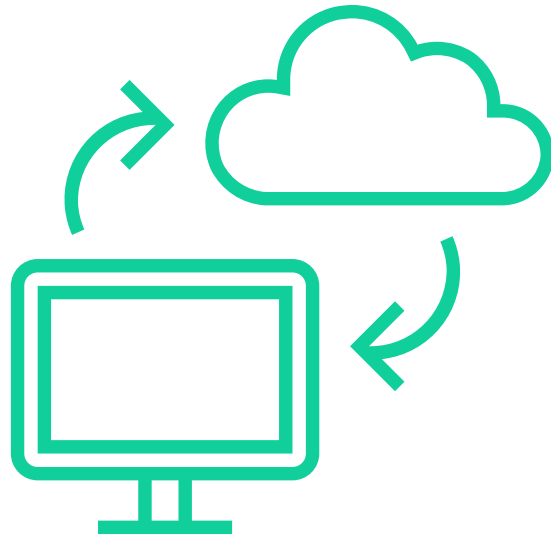
Tips:

- Sync credit cards to your GL
- Upload transactions to GL
- Automate credit card reconciliation

Benefits:

- Saves time, less burden at month end, faster reconciliation, faster close

6. Take Advantage of Integrations



Tips:

- Remove redundancies and duplications across departments, examples include
 - Salesforce
 - Expensify
 - Payroll
 - Bill.com
 - HR

Benefits:

- Reduced need for duplicate entry, keep systems up to date, no need to wait for month end to obtain accurate data, shared information across systems

7. Memorized Transactions

Tips:

- Set up recurring or memorized transactions for the following:
 - Loan payments
 - Depreciation and amortization
 - Prepaid expenses
 - Allocations across departments

Benefits:

- Reduced time at month end, less room for error, better financial information for future periods



8. Reporting

Tips:

- Schedule reports to be emailed monthly to interested parties
- Choose an accounting system that can meet your complex reporting needs
- Dashboards
 - KPIs
 - Statistical accounts
- Make use of dimensions, classes, statistical accounts
- Create report groups and custom reports to meet your unique needs

Benefits:

- Less reliance on outside schedules, less room for error, less time spent at month end manipulating data, better insight on business performance

9. Review Your Month End Close Process

Tips:

- Evaluate what the goals of your month end close are
- Could something be reconciled quarterly or on off months?
- Are there parts of your month end close process that could be done more frequently to eliminate crunch at the end of the period?
- Find out what the most time consuming or most difficult parts of your close are and start there

Benefits:

- Less time spent at month end, more accurate information, data updated timely, more balanced workload

10. Select the Right Software

- Cloud based system
- Integrates with other key systems
- Take advantage of things such as dimensions, classes, locations and other identifiers
- Proper access limitations and audit trail



10 Ways to Automate your Accounting

1. Streamline AR Process
2. Streamline AP Processes
3. Automate Bank Reconciliations
4. Automate Payroll Entries
5. Upload Credit Card Activity
6. Take Advantage of Integrations
7. Memorized Transactions
8. Reporting
9. Review Your Month End Close Process
10. Select the Right Software

Ideas to Get Started Today



- Evaluate where you are today
- Identify your strengths and weaknesses
- Isolate and prioritize the biggest issues and opportunities

How Can We Help You?

- Accounting Process Review
- Assist as a consultant to internal projects
- Handle front to back implementations and trainings



Questions?

Upcoming Webinars and Events

Stay Tuned for our 2021 Webinar Series

Visit inserocpa.com/events